

Technical Data SDO




Fig. 1 SDO photo

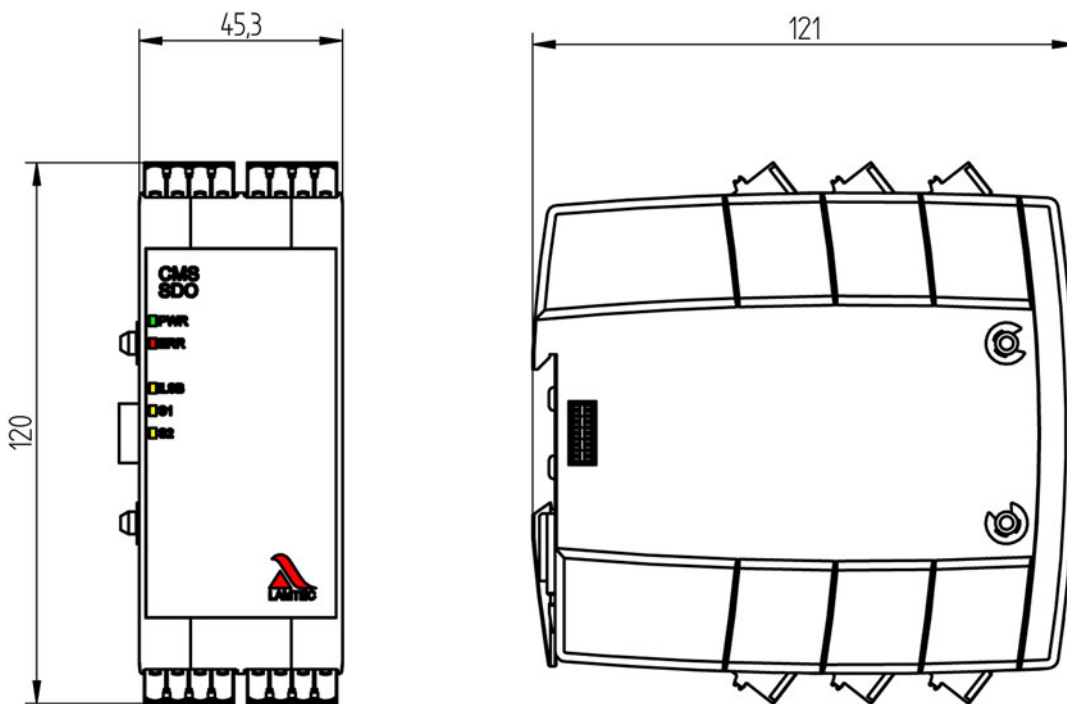


Fig. 2 SDO dimensional drawing

Part number

SDO Safe Digital Output component

Type 668R0500-XX

* XX = dependent on the configuration

Technical Data SDO

Technical Data SDO

Dimensions (h × w × d)	120 × 45.3 × 121 mm 4.72 x 1.78 x 4.76" in
Weight	0.335 kg 0.74 lb
Power supply voltage	24 VDC ± 20 % (by internal connecting plugs from MCC)
Outputs	230 V/120 V +10/-15 %, 47-63 Hz, 24 VDC ± 20 %
Backup fuse max. for outputs	8 A quick-acting
Current draw	min: 40 mA max: 170 mA
Power consumption	5 W
Flammability	UL94 V-0

Digital outputs

Digital outputs	$I_{\max} = 2 \text{ A}$ per output, maximum total current over all outputs: 8 A $\cos\varphi \geq 0,2$		
	for operation with PLC or similar, digital inputs: – logic 1 = output ON: U = 230 V/120 V/24 V incl. tolerance – logic 0 = output OFF see Fig. 3 Power of the additional resistor when output is switched ON and Fig. 4 Residual voltage when output is switched OFF		
	24 VDC	120 VAC	230 VAC
Short circuit current	1,23 mA	1,41 mA	1,47 mA
	residual voltage through self-test function Fig. 4 Residual voltage when output is switched OFF		
cable length	max. 200 m 656.17 ft		

Environmental Conditions

Operation	permitted temperature range	-30 ... +70 °C -22 ... +158 °F (condensation prohibited)
	permitted humidity	5 % ... 95 % relative humidity
Transportation/Storage	permitted temperature range	-40 ... +80 °C -40 ... +176 °F (condensation prohibited)
	permitted humidity	5 % ... 95 % relative humidity
Degree of protection	DIN EN 60529	IP20 (as long as all terminals are mounted)

Technical Data SDO

Power of the additional resistor when output is switched ON

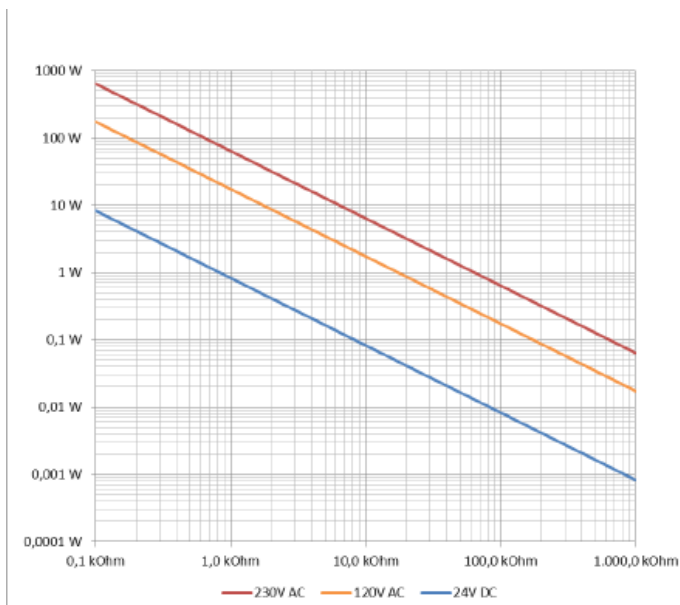


Fig. 3 Power of the additional resistor when output is switched ON

Residual voltage when output is switched OFF

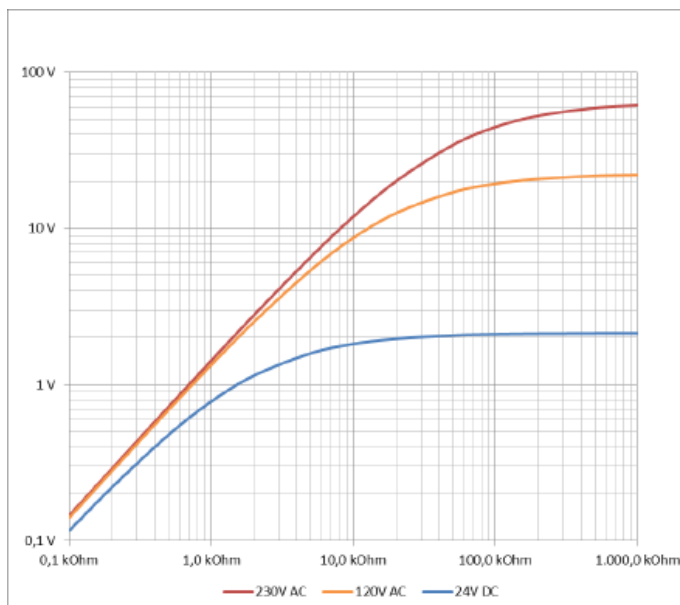


Fig. 4 Residual voltage when output is switched OFF

EU Declaration of Conformity

2014/35/EU	Low Voltage Directive
2014/30/EU	EMC Directive
2014/68/EU	Pressure Equipment Directive Kat. 4 Mod. B+D
(EU) 2016/426	Gas Appliance Regulation (GAR)
2011/65/EU	RoHS

NOTICE

The limits of the technical data must be strictly adhered to.

Technical Data SDO

Order Information

Description/Type	Order no.
SDO Safe Digital Output Component, power supply 24 VDC/4,1 W Module with 8 safety digital outputs	668R0500...
A 10 – POWER SUPPLY VOLTAGE OF THE OUTPUTS	Selection
120 VAC	120VAC
230 VAC	230VAC
24 VDC	24VDC
A 20 – CUSTOMER	Selection
STANDARD	S
A 30 – COLOR	Selection
BLACK (STANDARD)	SW
A 40 – CONNECTOR SET	Selection
SCREW TERMINALS Connector set included	SC
SPRING TERMINALS Connector set included	FED
WITHOUT Connector set not included, must be ordered separately, see „Separate Connector Sets for SDO“	0

Separate connector sets for SDO (when attribute 40 „CONNECTOR SET“ = selection „0“)

Description/Type	Order no.
Screw Terminals SDO Supply Voltage of Outputs 120/230 VAC	668R0068
Screw Terminals SDO Supply Voltage of Outputs 24 VDC	668R0069
Spring Terminals SDO Supply Voltage of Outputs 120/230 VAC	668R0078
Spring Terminals SDO Supply Voltage of Outputs 24 VDC	668R0079

Approvals



The information in this publication is subject to technical changes.

LAMTEC Meß- und Regeltechnik für Feuerungen GmbH & Co. KG

Josef-Reiert-Straße 26

D-69190 Walldorf

Telefon: +49 (0) 6227 6052-0

Telefax: +49 (0) 6227 6052-57

info@lamtec.de

www.lamtec.de

