

# Technical Data PSU2460



Fig. 1 Power supply PSU2460

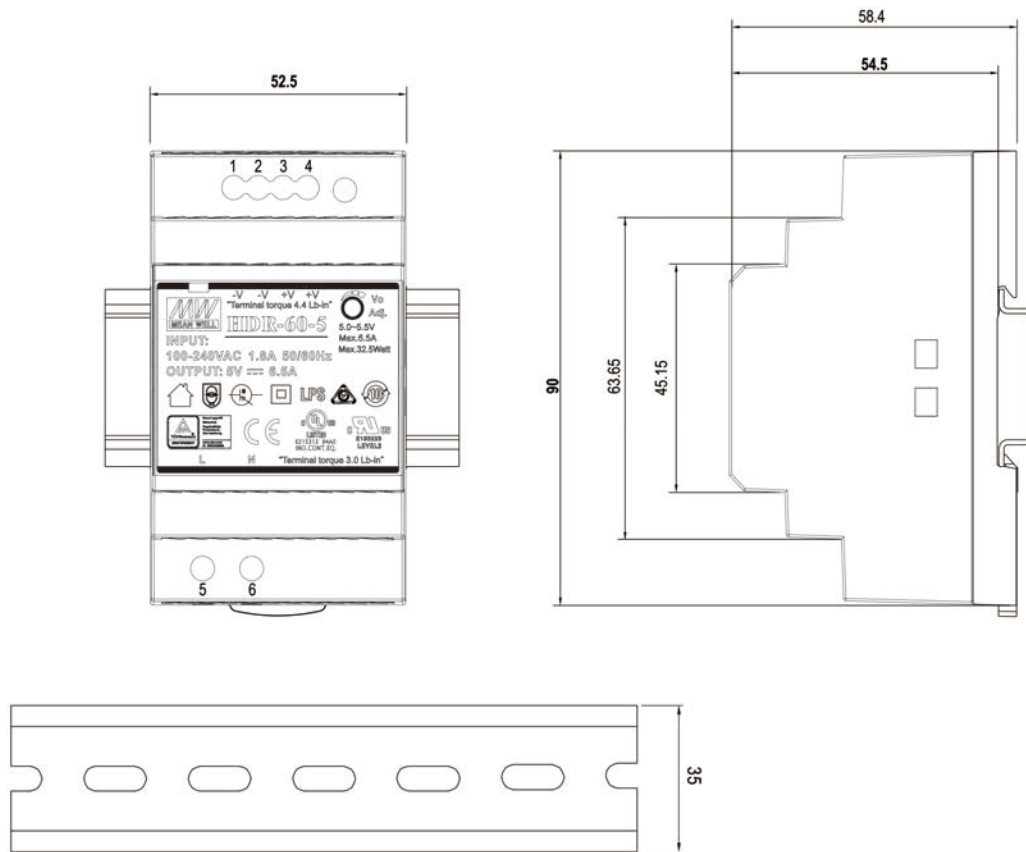


Fig. 2 Dimension power supply PSU2460

## Technical Data PSU2460

Technical Data PSU2460			
Dimension (h x w x d)	90 x 52.5 x 58.4 mm / 3.54 x 2.07 x 2.30" in		
Weight	190 g / 0.64 lb		
Material	plastic		
Housing colour	grey		
Display	LED (power ON)		
Connection			
Outputs	24 V		
	nominal current	2,5 A	
	power rate	60 W	
Inputs	power supply	85 ... 264 VAC	
	mains frequency	47 ... 63 Hz	
		<b>115 VAC</b>	<b>230 VAC</b>
	current consumption	1.2 A	0.8 A
	inrush current (type)	30 A	60 A

### Conditions of Use

Mounting	on DIN mounting rail TS35/7.5 or TS35/15
----------	--

### Environmental Conditions

<b>Operation</b>	permissible temperature range	-30 ... +70 °C (non-condensing) / -22 ... +158 °F	
	permissible humidity	20 ... 90 % relative humidity	
<b>Transport/Storage</b>	permissible temperature range	-40 ... +85 °C (non-condensing) / -40 ... 185 °F	
	permissible humidity	10 ... 95 % relative humidity	
<b>Protection class</b>	DIN EN 61140	II	
<b>Degree of protection</b>	DIN EN 60529	IP20	

### NOTICE

The limits of the technical data must be strictly adhered to.

# Technical Data PSU2460

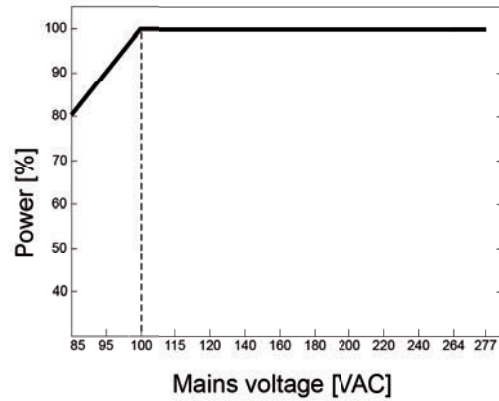
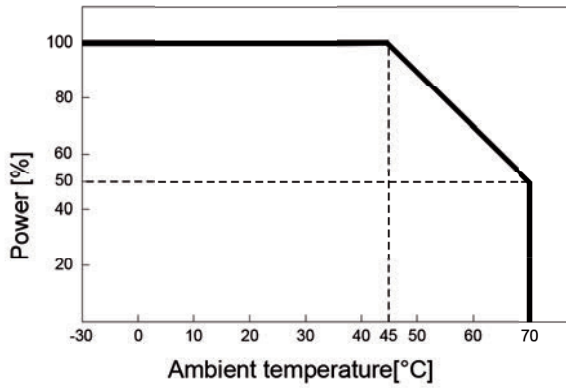


Fig. 3 Power reduction depending on the ambient temperature Fig. 4 Power reduction depending on the power supply

## Order Information

### Power Supply Units PSU2460

Description/Type	Order no.
PSU2460 power supply unit 100 ... 240 VAC/24 VDC, 60 W	668R0060

## Approvals



The information in this publication is subject to technical changes.

### LAMTEC Meß- und Regeltechnik für Feuerungen GmbH & Co. KG

Josef-Reiert-Straße 26

D-69190 Walldorf

Telefon: +49 (0) 6227 6052-0

Telefax: +49 (0) 6227 6052-57

[info@lamtec.de](mailto:info@lamtec.de)  
[www.lamtec.de](http://www.lamtec.de)

